

# NEEDLE VALVES

FFG & MFA SERIES- NEEDLE VALVES



1/8" thru 1" NPT

FFG-2002-T



MFA-2002-T



FFG & MFA Series Needle Valves

## Specifications

- 1/4" thru 1" NPT ports
- 5000 psi maximum- carbon steel body
- Temperature Range: -40°F to + 500°F
- CV Factor: .66 thru 5.22
- Zinc-plated for double corrosion protection
- Materials:**

*Body* - 12L14 Carbon Steel

*Stem* - 303 Stainless Steel

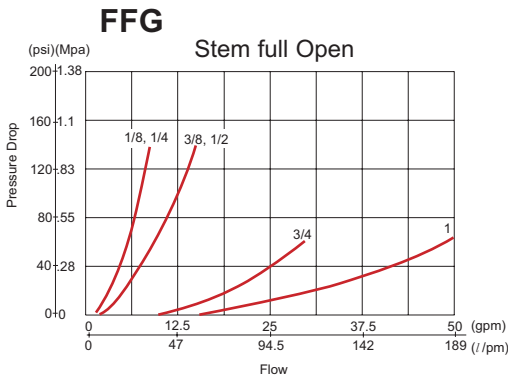
*Bonnet Nut* - Carbon Steel

*Handle*- Aluminum

*Stem Packing* - Teflon

## Pressure Drop Curves

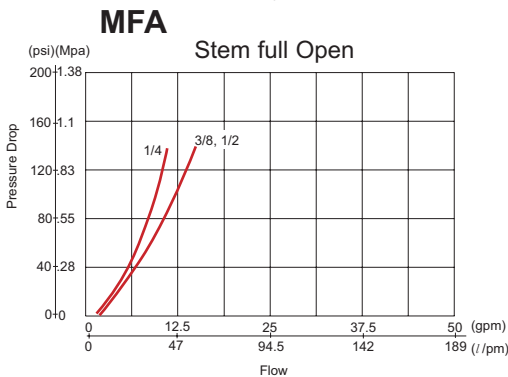
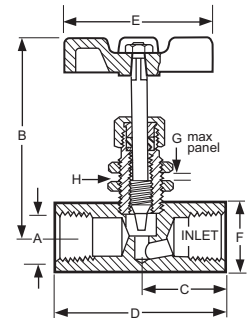
## Dimensional Data



### FFG

A (NPT) Female	B (Max.)	C	D	E	F (Sq.)	G	H (Dia.)	Orifice (Dia.)	CV
1/8"	3 1/2"	3 1/32"	1 15/16"	2 1/2"	7/8"	3/8"	5/8"	7/32"	.66
1/4"		1 1/32"	2 1/16"						
3/8"	3 5/8"	1 7/16"	2 3/4"	1 1/8"	7/8"	1 1/2"	3/4"	7/32"	.70
1/2"		1 13/16"	3 5/8"						
3/4"	5 3/16"	2 1/32"	4 1/16"	4 1/4"	2"	7/8"	1 1/2"	9/16"	3.90
1"	5 5/16"	2 1/32"	4 1/16"	4 1/4"	2"	7/8"	1 1/2"	9/16"	5.22

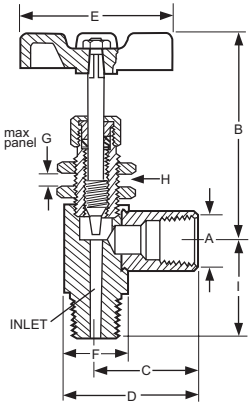
Units: Inches



### MFA

A (NPT) Female	B (Max.)	C	D	E	F (Sq.)	G	H (Dia.)	I (Dia.)	Orifice (Dia.)	CV
1/4"	3 1/2"	1 9/32"	1 25/32"	2 1/2"	1"	3/8"	5/8"	1 1/16"	7/32"	.92
3/8"		1 17/32"	2 5/32"							
1/2"	3 5/8"	1 17/32"	2 5/32"	1 1/4"	1 1/4"	3/4"	3/4"	1 3/4"	7/32"	1.10

Units: Inches



## Ordering Information

### FFG - 2002 - T - A

Series	Style
FFG	Needle Valve
MFA	Right Angle-Needle Valve

Code	Size
2001	1/8"
2002	1/4"
2003	3/8"
2004	1/2"
2006	3/4"
2008	1"

Code	Connection
T	Carbon Steel

Code	Handle Size
omit	2-1/2"
A	4-1/4"

Panel Mounting Kits	
Valve Size	Kit Number
1/8" to 1/4"	KIT2002S
3/8" to 1/2"	KIT2004S
3/4" to 1"	KIT2005S

