

FLOW CONTROL VALVES

FC20 SERIES- FLOW CONTROL VALVES

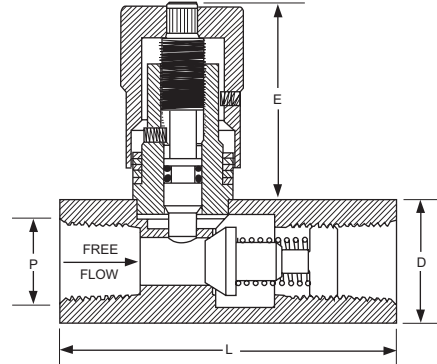


FC20 Series Flow Control Valves
with Color Bands

1/4" thru 1" Female NPT

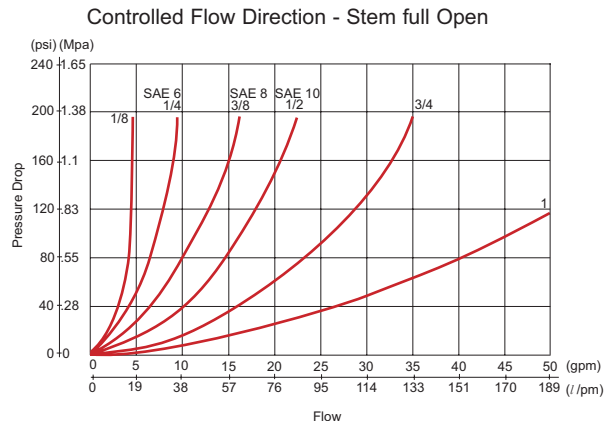
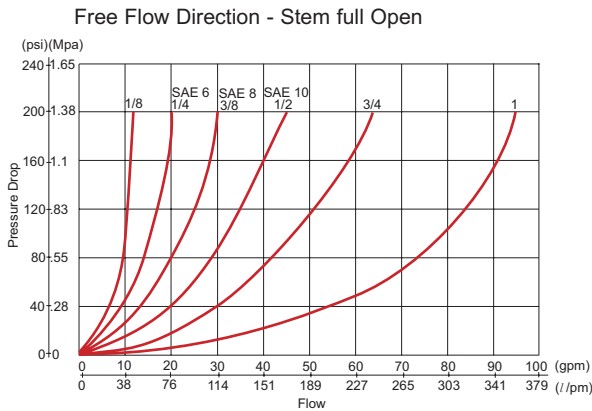
Specifications

1. 1/4" thru 1" NPT ports
2. 5000 psi maximum- steel body
3. 2 psi check valve cracking pressure
4. Recommended for petroleum based fluids- ISO VG32-68
5. **Maximum temperature:** 400°F, (200°C) or at minimum fluid viscosity of 80 SUS



SIZE (P)	Model	D (Square)	L	E (Max.)	CV (controlled)	CV (free flow)
1/4"	FC20-4FP	13/16"	2-5/8"	1-3/8"	0.47	1.47
3/8"	FC20-6FP	1"	2-3/4"	1-23/32"	0.72	2.95
1/2"	FC20-8FP	1-1/8"	3-7/16"	2-1/4"	1.07	4.50
3/4"	FC20-12FP	1-1/2"	3-7/8"	2-15/32"	1.71	5.41
1"	FC20-16 FP	2"	5"	3-7/8"	2.45	5.90

Typical Pressure Drop Curves



Ordering Information

FC20 - 12 - FP

Code	Style	Code	Size	Code	Connection
FC20	FC20 Series Flow Control Valves	4	1/4"	FP	Female Pipe
		6	3/8"		
		8	1/2"		
		12	3/4"		
		16	1"		

